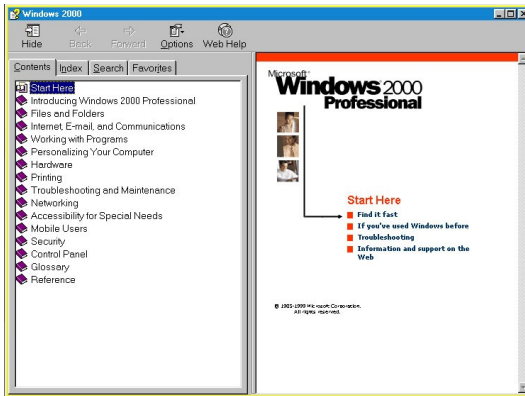



## Windows 2000 Help

Sometimes you need help. To get into the Windows 2000 help area click anywhere on the desktop the press the F-1 key and the Help system will open

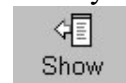
All programs have help systems. All helps systems are opened with the F-1 key



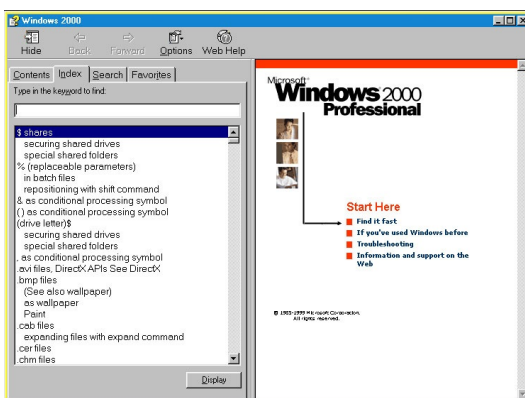
This is how the help system will open



It may happen that it might open like this. Look in the upper left hand corner and you will see a button names SHOW

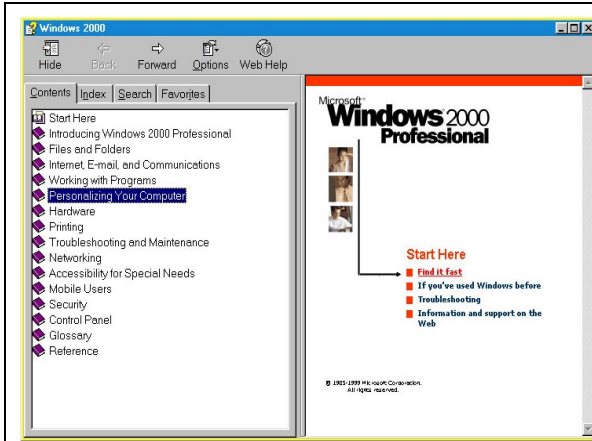


Click this button and the contents will appear

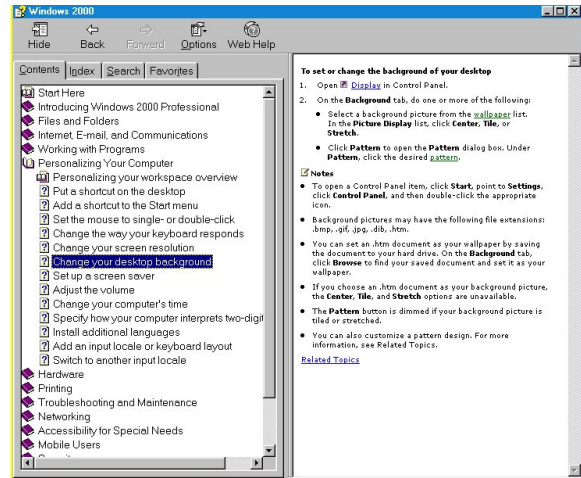


The Index tab list all the different topics in the help system.

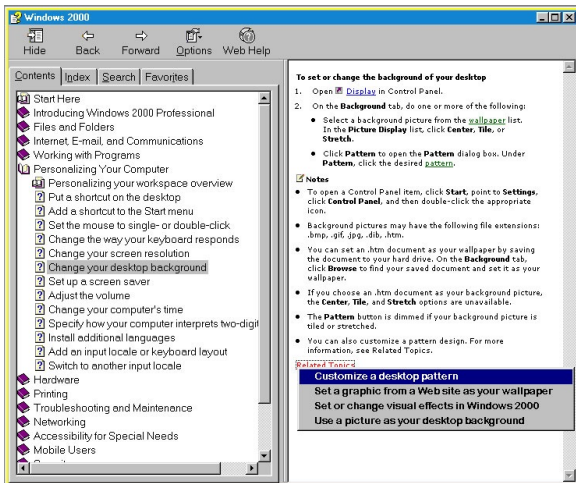
The search Tab is a way to search for a word the Favorites Tab is a list of your favorite searches



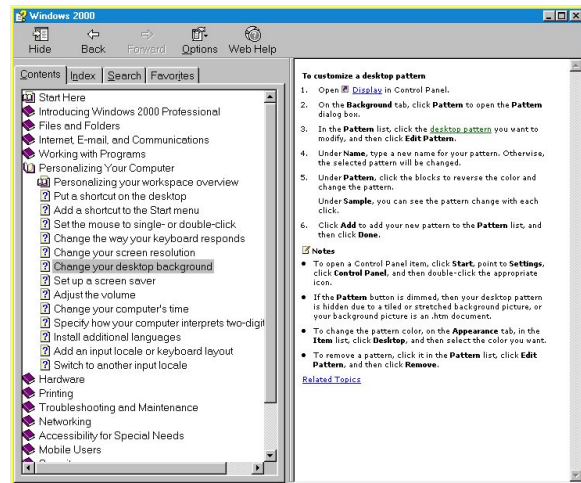
Start with Personalizing your Computer  
Select that topic and the contents will expand to show you other topics



Clicking on *Change your background* will show you the steps that are followed to change the background



With most subjects there are related subjects  
Clicking on that word makes a pop-up menu appear and permits the selecting of another subject. The help system will move to that subject



This is the other subject about changing the desktop